



### District Report Card: 2017


<b>State:</b> Bihar	<b>District:</b> Muzaffarpur
<b>Class:</b> 3	<b>Subject:</b> Language
<b>Schools:</b> 61	<b>Students:</b> 1309


### Participation/Coverage


#### Students

<div>GENDER</div> <div></div>	Boys		Girls	
	Number	%	Number	%
	622	47.52	687	52.48

<div>AREA</div> <div></div>	Rural		Urban	
	Number	%	Number	%
	1277	97.56	32	2.44

<div>CATEGORY</div> <div></div>	SC		ST		OBC		GEN	
	Number	%	Number	%	Number	%	Number	%
	309	23.61	20	1.53	857	65.47	123	9.40

<div>CWSN</div> <div></div>	LD	VI	HI	S&LD	ID	Oth
	0	1	1	1	6	2

<div>Management</div> <div></div>	Government		Government-aided	
	Number	%	Number	%
	1309	100.00	0	0.00

### Average Performance of Students in Language (%)

Overall	Gender		Area		Management		Social Group			
	Male	Female	Rural	Urban	Govt.	Aided	SC	ST	OBC	GEN
69.38	69.69	69.09	69.79	52.92	69.38	0.00	67.38	82.33	69.86	68.89

## Performance on Learning Outcomes (LOs)

Learning Outcomes	Description	Average Performance(%)
L304	Reads small texts with comprehension i.e., identifies main ideas, details, sequence and draws conclusions	70.28
L312	Reads printed scripts on the classroom walls: poems, posters, charts etc.	67.56

Range of Performance of Students who Answered Correctly							
Below 30%		30% - 50%		50% - 75%		Above 75%	
Number	%	Number	%	Number	%	Number	%
96	7.33	192	14.67	412	31.47	609	46.52

## Lowest Performing Learning Outcomes (LOs)

1 - Reads printed scripts on the classroom walls: poems, posters, charts etc. (67.56)

2 - Reads small texts with comprehension i.e., identifies main ideas, details, sequence and draws conclusions (70.28)